


SOLID STRAND BAMBOO - TONGUE AND GROOVE



Installation: Nail Down or Glue Down


(can also be floated in some environments)

PROS

- Many times harder than traditional hardwoods (3X harder than oak)
- Made from rapidly renewable bamboo that regrows in 5 years
- Also available in eucalyptus (same characteristics)
- Solid wood all the way through
- Can be refinished and clear-coated up to 4 times
- Available in handscraped, brushed, flat, and other unique surface styles, and a large range of colors

Bottom Line: The perfect combination of toughness, beauty, eco-friendliness and affordability. Can be nailed down or glued down (even on concrete) and there are no run limits. Holds up great against pets and children, can be used in kitchens, and is available in premium wide planks at a fraction of what you'd pay for traditional hardwoods.

SOLID STRAND BAMBOO - CLICK LOCK



Installation: Floating (click-lock)

PROS

- Many times harder than traditional hardwoods (3X harder than oak)
- Made from rapidly renewable bamboo that regrows in 5 years
- Solid wood all the way through
- Can be refinished up to 4 times
- Available in handscraped, brushed, flat, and other unique surface styles, and a large range of colors
- Easy installation - can be floated over most surfaces

CONS

- Only suitable for stable humidity environments. Low-to-average dimensional stability leads to shrinkage when humidity decreases by 15% or more.
- If the humidity will vary more than 20% during the year you must follow these run limits:
 - Maximum run allowable across widths of planks: 15 ft
 - Maximum run allowable down lengths of planks: 25 ft

Bottom Line: Floating solid (wood all the way through) wood floors generate a lot of complaints about shrinkage, as these floors should only be installed in homes with very stable humidity. If you want a floating floor we strongly recommend using an engineered bamboo floor (not solid) as engineered floors have much higher dimensional stability and aren't nearly as susceptible to humidity variation.

ENGINEERED STRAND BAMBOO - CLICK LOCK



Installation: Floating (click-lock), glue down, staple or nail down

PROS


- Wear layer made of strand bamboo - hardest wood floor on the market
- High dimensional stability
- Made from rapidly renewable bamboo that regrows every 5 years
- Can be refinished up to 2 times if the wear layer is at least 2mm
- Available in handscraped, brushed, flat, and other unique surface styles, and a large range of colors
- Easy installation

CONS

- Limited runs in unstable humidity environments. If the humidity will vary more than 20% during the year you must follow these run limits:
 - Maximum run allowable across widths of planks: 25 ft
 - Maximum run allowable down lengths of planks: 45 ft

Bottom Line: If you want to float a hardwood floor, engineered click lock bamboo is the way to go - it's tough, beautiful and easy to install. We recommend choosing an engineered floor with a minimum 2mm wear layer (can be refinished twice) and a high quality 3 in 1 underlayment that has a high STC sound rating - this will result in a final product that looks and feels exactly like solid hardwood when you walk on it.

ENGINEERED STRAND BAMBOO - TONGUE & GROOVE



Installation: Glue down, staple or nail down, floating

PROS

- Wear layer made of strand bamboo - hardest wood floor on the market
- High dimensional stability
- Can be refinished up to 2 times if the wear layer is at least 2mm
- Made from rapidly renewable bamboo that regrows every 5 years
- Available in a variety of surface finishes and colors

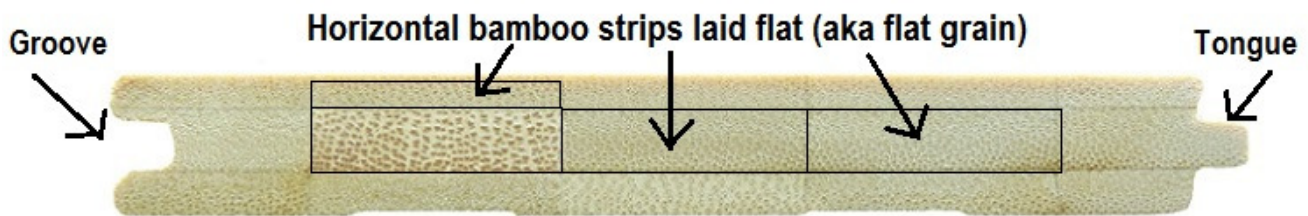
CONS

- Planks that are more than 6 inches in width require much more stable year-round indoor humidity settings.
- If floating the floor and the interior humidity settings vary more than 15% throughout the year you must follow these run limit rules:
 - Maximum run allowable across widths of planks: 25 ft
 - Maximum run allowable down lengths of planks: 45 ft

Bottom Line: Similar to the click lock engineered bamboo floors mentioned above, this tongue and groove version is very stable for floating installations. The downside as a floating floor is that they're a bit harder to install as you have to manually apply the bead of glue along the inside of the grooves of each plank. Can also be nailed down or glued down.

SOLID "CLASSIC" BAMBOO - TONGUE & GROOVE

HORIZONTAL BAMBOO FLOOR (natural color)



VERTICAL BAMBOO FLOOR (natural color)



Installation: Nail Down or Glue Down



PROS

- Made from rapidly renewable bamboo that regrows every 5 years
- Available in many colors and surface styles
- Can be refinished up to 3 times
- No limits on continuous runs when nailed or glued down

CONS

- Dents and scratches much more easily than strand bamboo floors (only 1/3rd the hardness of strand woven bamboo floors)

Bottom Line: If you like modern looking floors, these are for you. However these floors are not intended for use in high traffic environments. From a hardness perspective they're just mid-range, more similar to Red Oak than to strand woven bamboo, which means these floors are more susceptible to showing dents and scratches over time.